

New Product Update

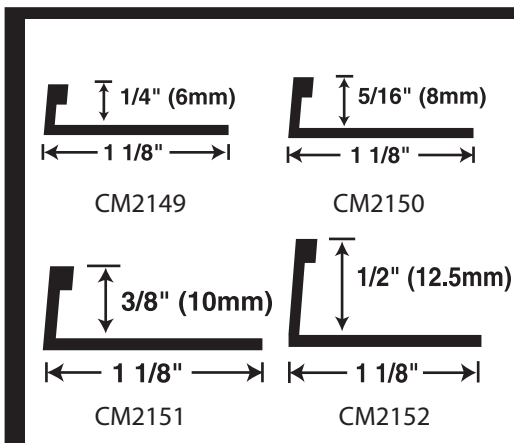
October 2007



CM2149/2150/2151/2152

Tile Edging
8 foot lengths

NEW SATIN BLACK



CM2149/2150/2151/2152 - Tile Edging
Flat Tile Edge for use with 6mm, 8mm,
10mm and 12.5mm tile. Pre-punched
for easy setting into adhesive. Protects tile
from damage while providing a finished
butting edge for other flooring materials.

New Finishes Available: SB (Satin Black)

Features

New Finish Available: SB (Satin Black)

CM2149/2150/2151/2152 - 25 PIECES PER TUBE
8 foot lengths

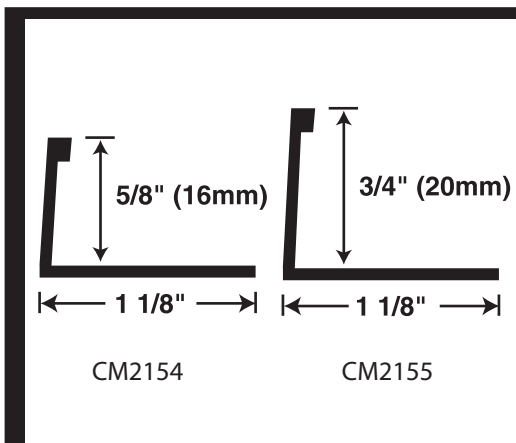
Distributed By

New Product Update

October 2007



CM2154/CM2155
Tile Edging
8 foot lengths
NEW SATIN BLACK



CM2154/CM2155 - Ceramic Tile Edging
Flat Tile Edge for use with 16mm and 20mm
tile. Pre-punched for easy setting into
adhesive. Protects tile from damage while
providing a finished butting edge for other
flooring materials.

New Finishes Available: SB (Satin Black)

Features

New Finish Available: SB (Satin Black)

CM2154/CM2155 - 25 PIECES PER TUBE
8 foot lengths

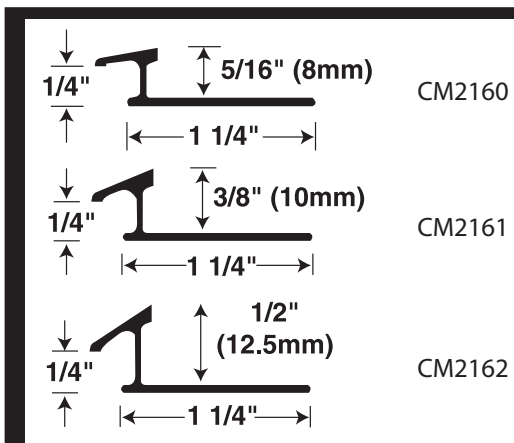
Distributed By

New Product Update

October 2007



CM2160/2161/2162
Tile Adapters
8 foot lengths
NEW SATIN BLACK



CM2160/2161/2162 - Tile Adapters
Ceramic to carpet adapters for use where
(8mm/10mm/12.5mm) tile meets low pile
carpet or other 1/4" flooring.
Pre-punched for easy setting into adhesive.

New Finishes Available: SB (Satin Black)

Features

New Finish Available: SB (Satin Black)

CM2160/2161/2162 - 12 PIECES PER TUBE
8 foot lengths

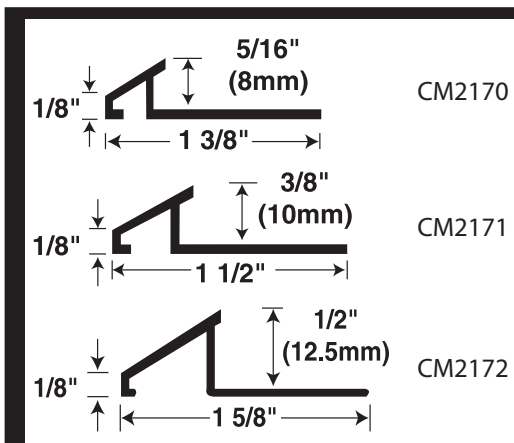
Distributed By

New Product Update

October 2007



CM2170/2171/2172
Tile Reducers
8 foot lengths
NEW SATIN BLACK



CM2170/2171/2172 - Tile Reducers
The moulding has a sloped face to create a smooth transition between tile and 3.2mm adjacent surface such as resilient tile or sheet goods.
Pre-punched for easy setting into adhesive.

New Finishes Available: SB (Satin Black)

Features

New Finish Available: SB (Satin Black)

CM2170/2171/2172 - 12 PIECES PER TUBE
8 foot lengths

Distributed By

New Product Update

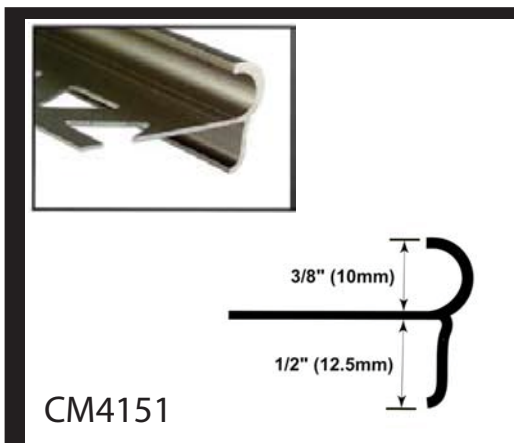
October 2007



CM4151

Decorative Counter Top Edging
8 foot lengths

NEW SATIN BLACK



CM4151 - DECORATIVE COUNTER TOP
EDGE:

3/8" (10mm) - 1/2" (12.5mm): Dual
purpose Decorative Edging used for corners,
countertops, raised platforms and stairs.
Can be used for both 10mm and 12.5mm
tile.

New Finish Available: Satin Black (SB)

Features

New Finish Available: SB (Satin Black)

**CM4151 - 6 PIECES PER TUBE
8FT LENGTHS**

Distributed By