


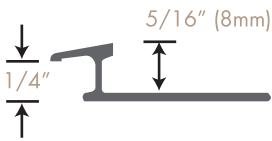
SECTION 5 ADAPTERS AND REDUCERS



5/16" ceramic to carpet adapters for use where (5/16") 8mm tile meets low pile carpet or other 1/4" flooring.

Finishes: BBR, BCL, SCA, SCP, SGA, MIL, SBK, STI, SDB


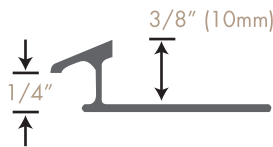
Length: 8ft
Pieces/Tube: 12pcs



3/8" ceramic to carpet adapters for use where (3/8") 10mm tile meets low pile carpet or other 1/4" flooring.

Finishes: BBR, BCL, SCA, SCP, SGA, MIL, SBK, STI, SDB

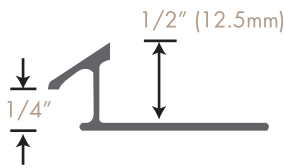
Length: 8ft
Pieces/Tube: 12pcs



1/2" ceramic to carpet adapters for use where (1/2") 12.5mm tile meets low pile carpet or other 1/4" flooring.

Finishes: BBR, BCL, SCA, SCP, SGA, MIL, SBK, STI, SRB

Length: 8ft
Pieces/Tube: 12pcs



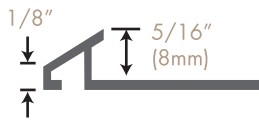
Sloped face creates a smooth transition between tile and adjacent floor coverings. The molding has a 1/4" opening to allow adjacent flooring edge to be inserted and protected. The vertical leg provides protection to the edge of the ceramic tile. This molding features an extended base which resists lifting of ceramic when downward pressure is applied to the face. Pre-punched for easy setting into adhesive.



5/16" Tile Reducer for use with (5/16") 8mm tile. The molding has a sloped face to create a smooth transition between (5/16") 8mm tile and (1/8") 3.2mm adjacent surface such as resilient tile or sheet goods. Pre-punched for easy setting into adhesive.

Finishes: BBR, BCL, SCA, SCP, SDB, SGA, MIL, SBK, STI

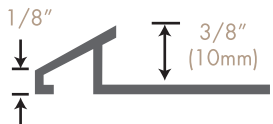
Length: 8ft
Pieces/Tube: 12pcs



3/8" Tile Reducer for use with (3/8") 8mm tile. The molding has a sloped face to create a smooth transition between (3/8") 8mm tile and (1/8") 3.2mm adjacent surface such as resilient tile or sheet goods. Pre-punched for easy setting into adhesive.

Finishes: BBR, BCL, SCA, SCP, SDB, SGA, MIL, SBK, STI

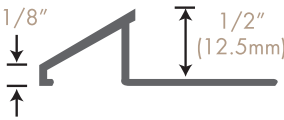
Length: 8ft
Pieces/Tube: 12pcs



1/2" Tile Reducer for use with (1/2") 12.5mm ceramic tile. The molding has a sloped face to create a smooth transition between (1/2") 12.5mm tile and (1/8") 3.2mm adjacent surface such as resilient tile or sheet goods. Pre-punched for easy setting into adhesive.

Finishes: BBR, BCL, SCA, SCP, SDB, SGA, MIL, SBK, STI

Length: 8ft
Pieces/Tube: 12pcs



Molding has a sloped face to create a smooth transition between tile and (1/8") 3.2mm adjacent surface such as resilient tile or sheet goods. Pre-punched for easy setting into adhesive.