

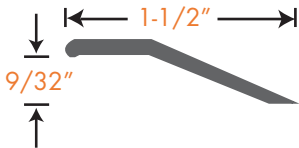


SECTION 2 JOINER BARS



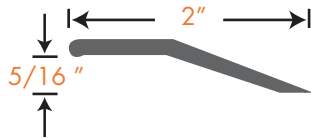
1-1/2" Bevel Bar for transitions. Made for height differentials of up to 9/32"

Finishes/Pack Size:
HN (12 PK)
GV (24 PK)
HT, HG (40 PK)
Length: 12ft




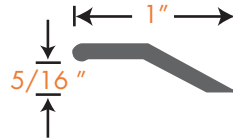
2" Commercial weight Bevel Bar. For use in high traffic areas or where extreme height differentials.

Finishes/Pack Size:
HT, HG (12 PK)
HN (12 PK)
Length: 12ft



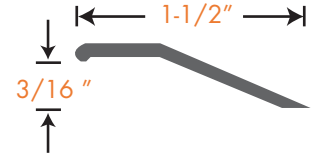
1" Bevel Bar for transitions. Made for height differentials of up to 5/16"

Finishes/Pack Size:
HN (12 PK)
GV (24 PK)
HT, HG (40 PK)
Length: 12ft




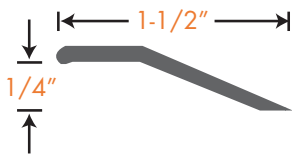
1-1/2" Economy Bevel Bar for transitions. Made for height differentials of up to 3/16"

Finishes/Pack Size:
HT, HG (40 PK)
HN (12 PK)
Length: 12ft




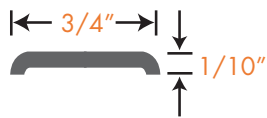
1-1/2" Heavy Duty for heavy traffic application. Made for height differentials of up to 1/4"

Finishes/Pack Size:
HT, HG (40 PK)
HN (12 PK)
Length: 12ft




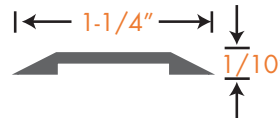
3/4" Seam Binder. Covers seams of hard surface or resilient floors.

Finishes/Pack Size:
GV (24 PK)
HT, HG (40 PK)
HN (12 PK)
Length: 12ft



1-1/4" Flat Joiner. Wider than CM1344 for seams where greater bridging is required.

Finishes/Pack Size:
GV (24 PK)
HT, HG (40 PK)
HN (12 PK)
Length: 12ft



2-1/2" Flat Joiner. For binding seams at doorways where dissimilar floors of equal height meet.

Finishes/Pack Size:
HT, HG (12 PK)
Length: 12ft

