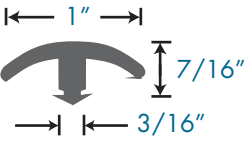




1150

Regular E & T-Caps for use where adjacent floors meet and color coordination is important. For use in residential to light traffic areas. Made for height differentials up to 3/8". Fits wide channels such as 1655, 1755, 1759, and 1140.

Length: 12ft
Pieces/Tube: 20pcs

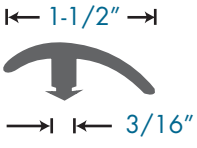


1165

Commercial E-cap for use where adjacent floors meet and color coordination is important. Use on height differentials under 5/8". Available in 12 foot lengths.

Finish: Beech, Oak, Red Oak and Walnut.

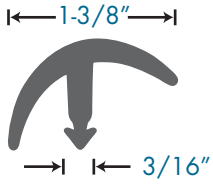
Length: 12ft
Pieces/Tube: 10pcs



1181

Regular E & T-Caps for use where adjacent floors meet and color coordination is important. For use in residential to light traffic areas. Made for height differentials up to 3/8", fits wide channels such as 1655, 1755, 1759 and 1140.

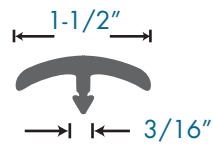
Length: 12ft
Pieces/Tube: 20pcs



1171

Regular E & T-Caps for use where adjacent floors meet and colour coordination is important. For use in residential to light traffic areas. Made for height differentials up to 3/8". Fits wide channels such as 1655, 1755, 1759, and 1140.

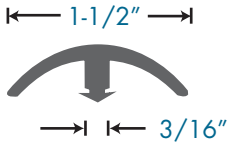
Length: 12ft
Pieces/Tube: 20pcs



1151

Commercial E & T-Caps for use where adjacent floors meet and color coordination is important. E - Cap for use on height differentials under 5/8". Both made for high traffic commercial purposes. Fits wide channels such as 1655, 1755, 1759, and 1140.

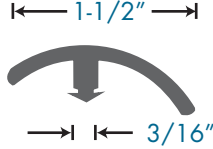
Length: 12ft
Pieces/Tube: 10pcs



1161

Regular E & T-Caps for use where adjacent floors meet and color coordination is important. For use in residential to light traffic areas. Made for height differentials up to 3/8", fits wide channels such as 1655, 1755, 1759 and 1140.

Length: 12ft
Pieces/Tube: 20pcs



- Available in all 36 colors
- Available in all 18 ESSENTIALS colors
- Available in 8 colors (Black, Brown, Beige, Grey, Charcoal, Medium Grey, Sable & Fawn)
- Available with special order only
- Available in 4 colors (Beige, Black, Brown & Grey)
- Available in Black only