


SECTION 2

JOINER BARS




CM1196

1" Residential Bevel Bar for transitions. Made for height differentials of up to 3/16".
 Finishes: CVG, HDB, HGA, HSI, HTI, BCL



CM1197

1" Economy Bevel Bar for transitions. Made for height differentials of up to 3/16". Light traffic only.
 Finishes: HCA, CVG, HGA, HSI, HDB, HTI



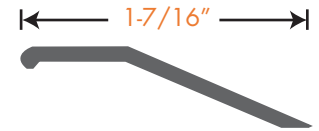
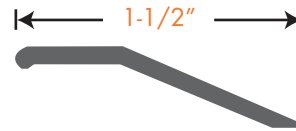
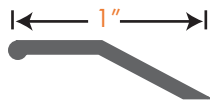
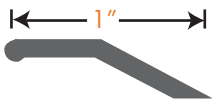
CM2196

1-1/2" Residential Bevel Bar for transitions. Made for height differentials of up to 5/16".
 Finishes: HGA, HSI, HTI, BCL



CM2197

1-7/16" Economy Bevel Bar for transitions. Made for height differentials of up to 5/16". Light traffic only.
 Finishes: CVG, HDB, HGA, HSI, HTI, HCA




CM3196

2" Commercial weight Bevel Bar. For use in high traffic areas or where extreme height differentials exist.
 Finishes: CVG, HGA, HSI, HTI, BCL, HCA




CM1342

3/4" Seam Binder Covers seams of hard surface or resilient floors.
 Finishes: HGA, HSI, HTI



CM1344

1" Flat Joiner. For binding seams at doorways where dissimilar floors of equal height meet.
 Finishes: CVG, HDB, HGA, HSI, HTI, BCL, HCA



CM1142

1-1/4" Flat Joiner. Wider than CM1344 for seams where greater bridging is required.
 Finishes: CVGM HGA, HSI, HTI, HDB, HCA, BCL

