

SECTION 4

TILE EDGE



CM2249

1/4" Tile Corner Edge for use with 1/4" tile. Pre-punched for easy setting into adhesive. Protects edge of tile from chipping. Provides a 90 degree corner. Can also be used on corners.

Finishes: BBR, BCL, SBK, SCA, SCP, SGA, SDB, MIL, STI

Length: 8ft

Pieces: 25pcs




CM2250

5/16" Tile Corner Edge for use with 5/16" tile. Pre-punched for easy setting into adhesive. Protects edge of tile from chipping. Provides a 90 degree corner. Can also be used on corners.

Finishes: BBR, BCL, SBK, SCA, MIL, STI, SDB

Length: 8ft

Pieces: 25pcs



CM2251

3/8" Tile Corner Edge for use with 10mm tile. Pre-punched for easy setting into adhesive. Protects edge of tile from chipping. Provides a 90 degree corner. Can also be used on corners.

Finishes: BBR, BCL, SBK, SCA, SCP, SGA, MIL, STI, SDB

Length: 8ft

Pieces: 25pcs




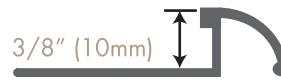

CM2252

1/2" Tile Corner Edge for use with 12.5mm tile. Pre-punched for easy setting into adhesive. Protects edge of tile from chipping. Provides a 90 degree corner. Can also be used on corners.

Finishes: BBR, BCL, SBK, SLA, SCP, SGA, STI

Length: 8ft

Pieces: 25pcs



CONTOUR FLEXMAX

All of our Flat Tile Edge can be ordered in a contour (flex) style. The setting flange has an extra cut that allows trim to be bent and shaped around curved floor applications.

Available for
CM2148, CM2149,
CM2150, CM2151,
CM2152, CM2154,
CM2160, CM2161,
CM2162



CM2130

1/4" J-Moulding for use with 1/4" flooring materials or for framing glass and mirrors. Also used for capping 1/4" ceramic tile around bath tubs.

Finishes: BBR, BCL, SCA, SGA, MIL, STI

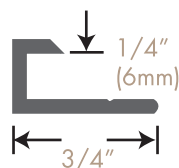
Length: 8ft

Pieces: 12pcs

CM2130BCL12

Length: 12ft

Pieces: 12pcs




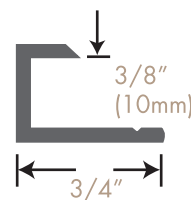
CM2135

3/8" J-Moulding for use with 3/8" tile. Can also be used to frame glass, mirrors, or wood panels.

Finishes: BBR, BCL, SCA, SGA, SCP, MIL, STI

Length: 8ft

Pieces: 12pcs



CM2136

1/2" J-Moulding for use with 1/2" tile. Can also be used to trim wood panels.

Finishes: BBR, BCL, SCA, SGA, MIL, STI

Length: 8ft

Pieces: 12pcs

