


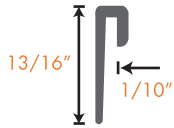
SECTION 2

ALUMINUM SPECIALTY TRIMS




CM330

1/10" J - Moulding for use with materials up to 2.5mm (1/10") thick or for framing glass and mirrors.



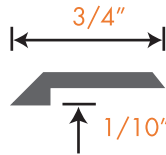
CM330

ITEM	PCS/TUBE	FT
CM330BBR12	12 PCS	12
CM330BCL12	12 PCS	12
CM330ML12	12 PCS	12
CM330SCA12	40 PCS	12
CM330SCP12	12 PCS	12
CM330SGA12	40 PCS	12
CM330ST12	12 PCS	12




CM1121

Tile Edge Cap for finishing the edge of tile or resilient floor. Accommodates materials from 0.080" up to 1/8" thick.



CM1121

ITEM	PCS/TUBE	FT
CM1121CVG12	24 PCS	12
CM1121HGA12	42 PCS	12
CM1121HSI12	42 PCS	12
CM1121HTI12	12 PCS	12



CM1124

Sub Floor Reducer. This item is specifically designed to reduce sub-floors up to 3/8" thick but can also be used for flooring materials such as laminate, ceramic, and parquet. Fastening holes are drilled on sloped face. This allows laminates to float freely and eliminates the need to drill through tough materials like ceramic.

Finishes: HSI, HGA

Length: 12ft

Pieces: 12pcs



SECTION 2



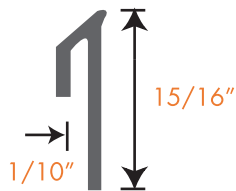
CM1122

Resilient Flooring Cap. Used when coving sheet goods up the wall to finish off the exposed edge. For materials up to 2.5mm (1/10") thick.

Finishes: SCA, SGA, HGA, HSI, MIL

Length: 12ft

Pieces: 12pcs




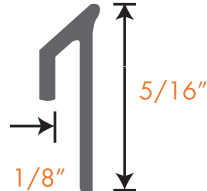
CM1125

Resilient Flooring Cap. Used when coving sheet goods up the wall to finish off the exposed edge. For materials up to 3.2mm (1/8") thick.

Finishes: MIL, SCA, SGA

Length: 12ft

Pieces: 12pcs



CM3330

Resilient flooring cove moulding for use at the floor/wall transition to provide a coved finish. Can be sealed with silicone to offer excellent resistance to dirt build up. Accepts materials up to 2.5mm (1/10") thick



CM3330

ITEM	PCS/TUBE	FT
CM3330ML12	12 PCS	12
CM3330SCA12	40 PCS	12
CM3330SGA12	40 PCS	12
CM3330ST12	12 PCS	12



CM3340


Resilient flooring cove moulding for use at the floor/wall transition to provide a coved finish. Can be sealed with silicone to offer excellent resistance to dirt build up. Accepts materials up to 3.2mm (1/8") thick



CM3340

ITEM	PCS/TUBE	FT
CM3340ML12	12 PCS	12
CM3340SCA12	40 PCS	12
CM3340SGA12	40 PCS	12

ALUMINUM SPECIALTY TRIMS

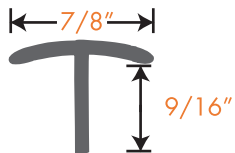


7/8" wide Hatch Cover moulding. Used to cover gaps in the floor where hatch covers are installed.

Finishes: BBR, BCL, SCA, SCP, SGA, MIL, STI

Length: 12ft

Pieces: 12pcs

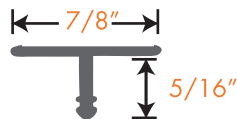


Can be used between ceramic, hardwood and laminate floors of equal heights. Where expansion is expected

Finishes: SCA, SCP, SGA, MIL, STI, BCL, SBK, SDB

Length: 8ft

Pieces: 12pcs

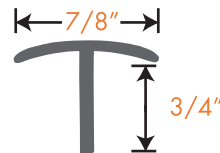


Vinyl Hatch Cover: Can be used between ceramic, hardwood and laminate floors of equal heights. Where expansion is expected.

Finishes: BGE, BLK, BRN, SGY, GRY, WHT

Length: 12ft

Pieces: 12pcs



3/4" X 3/4" Angle for use on corners to protect edge.

Can also be used as an accent.

Can be drilled. Also available:
1162 (1/2" x 1/2")
1164 (1" x 1")

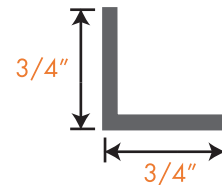
Finishes: BBR, BCL, SCA, SGA, MIL, STI

Length: 12ft

Pieces: 6pcs

Length: 12ft

Pieces: 25pcs



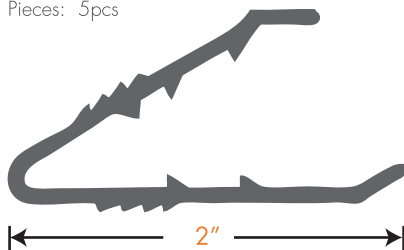
Cocomat Edging to secure cocomat or other floor coverings up to 3/4".

Jaws squeeze shut to trap material and double faced tape is used to fasten it to the floor.

Finishes: SCA, MIL

Length: 12ft

Pieces: 5pcs



2-1/4" wide grooved Straight Edge. Grooves prevent tool from moving by biting into carpet. Allows carpet technician to cut carpet up to 12 feet wide.


Clear Anodized to prevent marking carpet.

Finishes: SCL

SE 29" SE 75"

SE 36" SE 84"

SE 150"



Offset hearth metal for installing carpet around fireplaces. Provides grip while remaining invisible.

Finishes: MIL

Length: 4ft

Pieces: 25pcs



CM3330

ITEM	PCS/TUBE	FT
CM3210SCL150	10 PCS	150
CM3210SCL29	10 PCS	29
CM3210SCL36	10 PCS	36
CM3210SCL75	10 PCS	75
CM3210SCL84	10 PCS	84