

SECTION 2 TAPDOWNS




CM1740

Residential weight Pinned Tapdown for use with low to medium pile action backed carpet up to 30 oz. Ultra Pin system for maximum holding strength.



CM1741

Residential weight Pinned Tapdown with additional top return to lock in carpet. For use with low to medium pile action backed carpet up to 30 oz. Ultra Pin system for maximum holding strength.




CM1742

Residential weight Pinned Tapdown for use with low to medium pile action backed carpet up to 30 oz. Ultra Pin system for maximum holding strength. 5/8" top face.



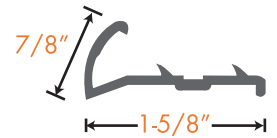
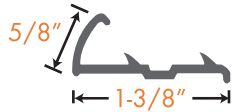
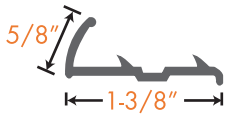
CM1750

Commercial Pinned Tapdown for use with high pile action backed carpet up to 60 oz. Ultra Pin system for maximum holding strength.



CM1760

Commercial duty Pinned Tapdown for use with the thickest action backed carpets. Ultra Pin system for maximum holding strength. 7/8" top face.



CM1740		
ITEM	PCS/TUBE	FT
CM1740CVG12	12 PCS	12
CM1740CVG12C	12 PCS	12
CM1740HCA12	12 PCS	12
CM1740HCA12C	12 PCS	12
CM1740HDB12	12 PCS	12
CM1740HDB12C	12 PCS	12
CM1740HGA12	12 PCS	12
CM1740HGA12C	12 PCS	12
CM1740HSI12	12 PCS	12
CM1740HSI12C	12 PCS	12
CM1740HTI12	12 PCS	12
CM1740HTI12C	12 PCS	12

CM1741		
ITEM	PCS/TUBE	FT
CM1741CVG12	24 PCS	12
CM1741HCA12	12 PCS	12
CM1741HDB12	12 PCS	12
CM1741HDB12C	12 PCS	12
CM1741HGA12	42 PCS	12
CM1741HGA12C	12 PCS	12
CM1741HSI12	42 PCS	12
CM1741HSI12C	12 PCS	12
CM1741HTI12	12 PCS	12
CM1741HTI12C	12 PCS	12
CM1741SGA12	42 PCS	12

CM1742		
ITEM	PCS/TUBE	FT
CM1742HGA12	12 PCS	12
CM1742HSI12	12 PCS	12
CM1742HTI12	12 PCS	12

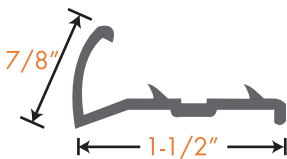
CM1750		
ITEM	PCS/TUBE	FT
CM1750CVG12	24 PCS	12
CM1750HBB12	12 PCS	12
CM1750HCA12	12 PCS	12
CM1750HDB12	12 PCS	12
CM1750HDB12C	42 PCS	12
CM1750HGA12	12 PCS	12
CM1750HGA12C	42 PCS	12
CM1750HSI12	12 PCS	12
CM1750HSI12C	42 PCS	12
CM1750HTI12	42 PCS	12
CM1750HTI12C	42 PCS	12

CM1760		
ITEM	PCS/TUBE	FT
CM1760CVG12	24 PCS	12
CM1760CVG12C	12 PCS	12
CM1760HBB12	40 PCS	12
CM1760HGA12	40 PCS	12
CM1760HGA12C	12 PCS	12
CM1760HSI12	40 PCS	12
CM1760HSI12C	12 PCS	12
CM1760HTI12	12 PCS	12
CM1760HTI12C	12 PCS	12



CM1770

Economy large lip (3/4") Tapdown for use with the thickest action backed carpet. May be used in areas of low traffic. CM1770 has the same Ultra Pin system as our other pinned metals for maximum holding strength.



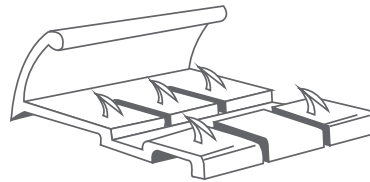
CM1770		
ITEM	PCS/TUBE	FT
CM1770CVG12	24 PCS	12
CM1770CVG12C	12 PCS	12
CM1770HGA12	42 PCS	12
CM1770HGA12C	12 PCS	12
CM1770HSI12	42 PCS	12
CM1770HSI12C	12 PCS	12
CM1770HTI12	12 PCS	12
CM1770HTI12C	12 PCS	12



CONTOUR (FLEX)


THE FOLLOWING ITEMS ARE AVAILABLE IN CONTOUR (FLEX) FOR CURVED AREAS:

- CM1741C CM1651C CM1760C
- CM1650C CM1752C CM1653C
- CM1751C CM1755C
- CM1655C



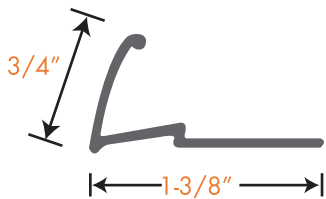
SECTION 2

TAPDOWNS




CM1621

Multi-purpose Tapdown that can be used for carpet underpad installation or glue down installations. The large lip covers even the thickest carpets with room for tucking the edge. Tackless can be used on the bottom for carpet with underpad installations.

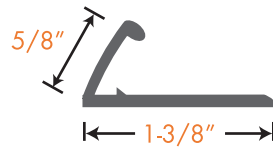


CM1621		
ITEM	PCS/TUBE	FT
CM1621HGA12	42 PCS	12
CM1621HS112	42 PCS	12
CM1621HT112	12 PCS	12




CM1650

Commercial Pinless Tapdown for use with rubber backed and direct glue down installations. Nail holes on 12" centres.



CM1650		
ITEM	PCS/TUBE	FT
CM1650CVG12	24 PCS	12
CM1650HGA12	42 PCS	12
CM1650HGA12C	12 PCS	12
CM1650HS112	42 PCS	12
CM1650HS112C	12 PCS	12
CM1650HT112	42 PCS	12




CM1653

Residential weight Pinless Tapdown for use with foam backed carpet or direct glue down installations. Available in Peel & Stick.

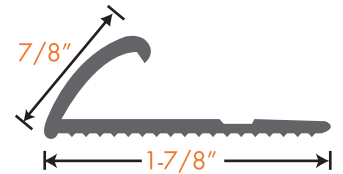


CM1653		
ITEM	PCS/TUBE	FT
CM1653CVG12	24 PCS	12
CM1653HBK12	40 PCS	12
CM1653HCA12	42 PCS	12
CM1653HCA12C	12 PCS	12
CM1653HDB12	12 PCS	12
CM1653HDB12C	12 PCS	12
CM1653HGA12	42 PCS	12
CM1653HGA12	20 PCS	6
CM1653HGA12C	42 PCS	12
CM1653HGA12PS	12 PCS	12
CM1653HS112	42 PCS	12
CM1653HS112C	42 PCS	12
CM1653HT112	12 PCS	12
CM1653HT112B	42 PCS	12
CM1653HT112C	12 PCS	12



CM1657

Commercial duty Pinless Tapdown for use in high traffic commercial settings. Used in glue down carpet installations.

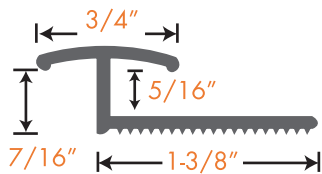


CM1657		
ITEM	PCS/TUBE	FT
CM1657HGA12	24 PCS	12
CM1657HS112	24 PCS	12



CM1666

Pinless Divider for commercial use. Used where foam backed carpet meets ceramic, hardwood, laminate, cushion floor on plywood or sheet vinyl on subfloor. (Can be adjusted to accept slightly thinner materials). For high traffic areas.

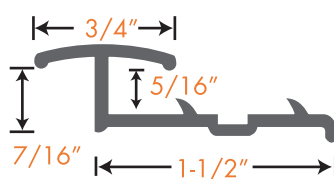


CM1666		
ITEM	PCS/TUBE	FT
CM1666CVG12	12 PCS	12
CM1666HCA12	12 PCS	12
CM1666HGA12	12 PCS	12
CM1650HS112	12 PCS	12
CM1650HT112	12 PCS	12



CM1766

Pinned Divider for commercial use. Used where canvas backed carpet meets tile, hardwood, laminate or cushion floor on plywood. (Can be adjusted to accept slightly thinner materials). For high traffic areas.

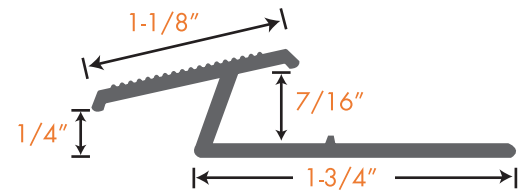


CM1766		
ITEM	PCS/TUBE	FT
CM1766CVG12	12 PCS	12
CM1766HCA12	12 PCS	12
CM1766HGA12	12 PCS	12
CM1766HS112	12 PCS	12
CM1766HT112C	12 PCS	12



CM1680

Adjustable height multi-purpose (divider) moulding adapts to many applications. Product can be tapped down to accommodate various thicknesses of different flooring materials.



CM1680		
ITEM	PCS/TUBE	FT
CM1680ML12	12 PCS	12
CM1680SCA12	12 PCS	12
CM1680SGA12	12 PCS	12