



SECTION 2

JOINER BARS




CM1196

1" Residential Bevel Bar for transitions. Made for height differentials of up to 3/16".




CM1197

1" Economy Bevel Bar for transitions. Made for height differentials of up to 3/16". Light traffic only.



CM2196

1-1/2" Residential Bevel Bar for transitions. Made for height differentials of up to 5/16".



CM2197

1-7/16" Economy Bevel Bar for transitions. Made for height differentials of up to 5/16". Light traffic only.

CM1196		
ITEM	PCS/TUBE	FT
CM1196BCL12	12 PCS	12
CM1196CVG12	24 PCS	12
CM1196HCA12	42 PCS	12
CM1196HDB12	12 PCS	12
CM1196HGA12	42 PCS	12
CM1196HSI12	42 PCS	12
CM1196HTI12	12 PCS	12

CM1197		
ITEM	PCS/TUBE	FT
CM1197CVG12	24 PCS	12
CM1197HCA12	42 PCS	12
CM1197HDB12	12 PCS	12
CM1197HGA12	42 PCS	12
CM1197HSI12	48 PCS	12
CM1197HTI12	12 PCS	12
CM1197HBB12	40 PCS	12

CM2196		
ITEM	PCS/TUBE	FT
CM2196BCL12	12 PCS	12
CM2196CVG12	24 PCS	12
CM2196HBB12	42 PCS	12
CM2196HCA12	42 PCS	12
CM2196HDB12	12 PCS	12
CM2196HGA12	42 PCS	12
CM2196HSI12	42 PCS	12
CM2196HTI12	12 PCS	12


CM2197		
ITEM	PCS/TUBE	FT
CM2197CVG12	24 PCS	12
CM2197HCA12	42 PCS	12
CM2197HDB12	12 PCS	12
CM2197HGA12	42 PCS	12
CM2197HSI12	42 PCS	12
CM2197HTI12	12 PCS	12

SECTION 2




CM3196

2" Commercial weight Bevel Bar. For use in high traffic areas or where extreme height differentials exist.




CM1342

3/4" Seam Binder Covers seams of hard surface or resilient floors.



CM1344

1" Flat Joiner. For binding seams at doorways where dissimilar floors of equal height meet.



CM1142

1-1/4" Flat Joiner. Wider than CM1344 for seams where greater bridging is required.

CM3196		
ITEM	PCS/TUBE	FT
CM3196BCL12	12	12
CM3196CVG12	12	12
CM3196HCA12	12	12
CM3196HDB12	12	12
CM3196HGA12	12	12
CM3196HSI12	12	12
CM3196HTI12	12	12
CM3196HBB12	12	12

CM1342		
ITEM	PCS/TUBE	FT
CM1342HGA12	40 PCS	12
CM1342HSI12	40 PCS	12
CM1342HTI12	40 PCS	12

CM1344		
ITEM	PCS/TUBE	FT
CM1344BCL12	12 PCS	12
CM1344CVG12	24 PCS	12
CM1344HCA12	12 PCS	12
CM1344HDB12	12 PCS	12
CM1344HGA12	42 PCS	12
CM1344HSI12	42 PCS	12
CM1344HTI12	12 PCS	12
CM1344SGA12	12 PCS	12

CM1142		
ITEM	PCS/TUBE	FT
CM1142BCL12	12 PCS	12
CM1142CVG12	12 PCS	12
CM1142HCA12	12 PCS	12
CM1142HDB12	12 PCS	12
CM1142HGA12	12 PCS	12
CM1142HSI12	12 PCS	12
CM1142HTI12	12 PCS	12